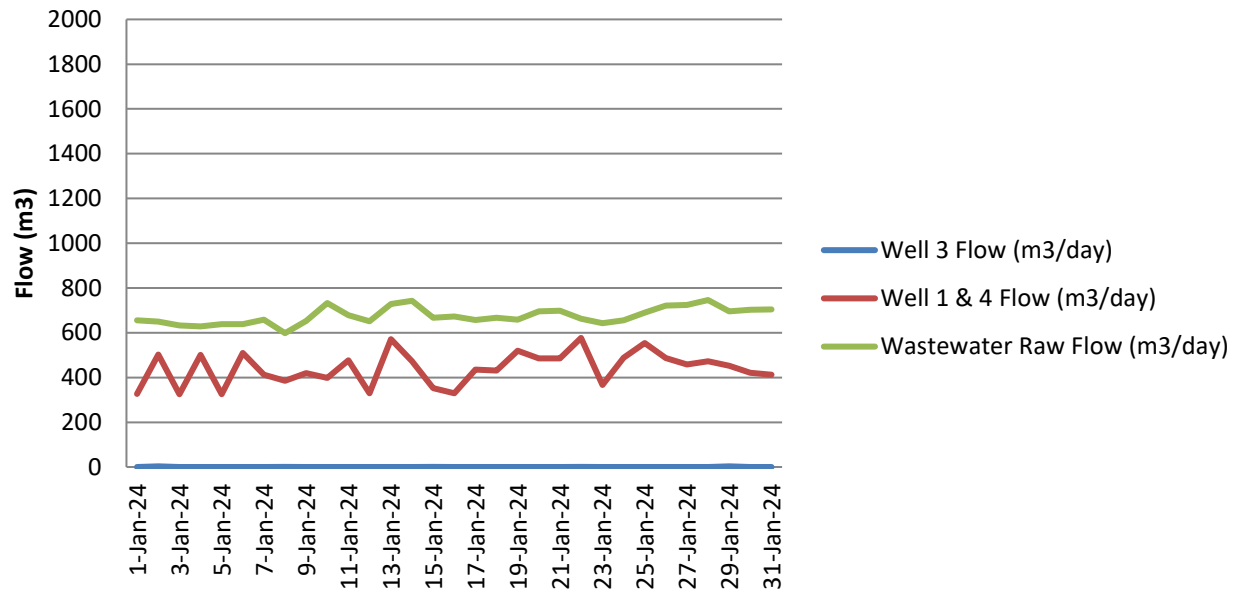


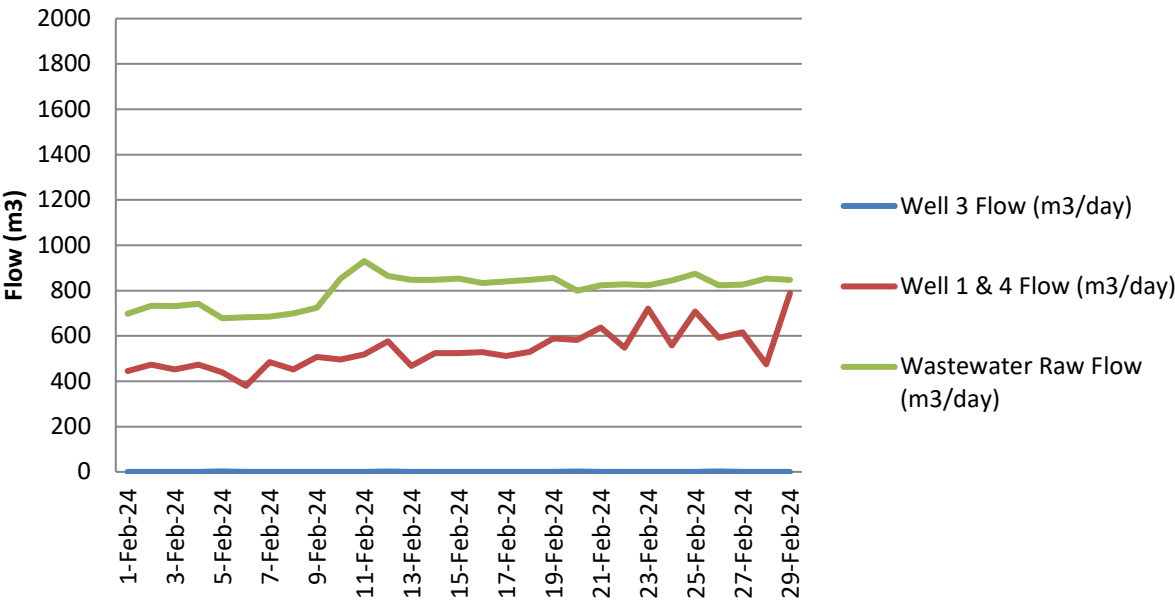
Date	Well 3 Flow (m <sup>3</sup> /day)	Well 1 & 4 Flow (m <sup>3</sup> /day)	Wastewater Raw Flow (m <sup>3</sup> /day)
01-01-2024	0	327	655
01-02-2024	3	503	650
01-03-2024	0	326	633
01-04-2024	0	502	628
01-05-2024	0	325	639
01-06-2024	0	509	639
01-07-2024	0	413	659
01-08-2024	1	385	598
01-09-2024	0	419	653
01-10-2024	0	398	733
01-11-2024	0	477	679
01-12-2024	0	330	651
01-13-2024	0	571	728
01-14-2024	0	472	743
01-15-2024	1	352	667
01-16-2024	0	330	673
01-17-2024	0	435	657
01-18-2024	0	431	667
01-19-2024	0	520	659
01-20-2024	0	485	695
01-21-2024	0	485	698
01-22-2024	1	577	662
01-23-2024	0	367	642
01-24-2024	0	488	656
01-25-2024	0	554	690
01-26-2024	0	487	721
01-27-2024	0	459	724
01-28-2024	0	472	746
01-29-2024	3	452	696
01-30-2024	0	421	702
01-31-2024	0	413	704
<b>Min</b>	<b>0</b>	<b>325</b>	<b>598</b>
<b>Max</b>	<b>3</b>	<b>577</b>	<b>746</b>
<b>Average</b>	<b>0</b>	<b>441</b>	<b>676</b>

## Havelock Flow Data - January 2024



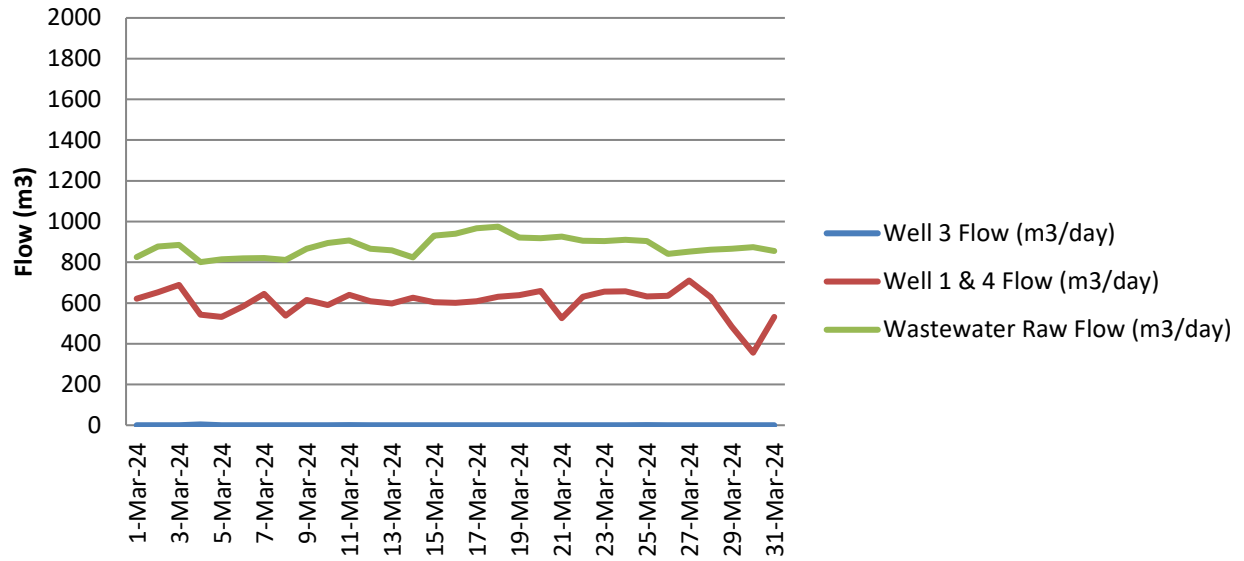
Date	Well 3 Flow (m <sup>3</sup> /day)	Well 1 & 4 Flow (m <sup>3</sup> /day)	Wastewater Raw Flow (m <sup>3</sup> /day)
02-01-2024	0	445	698
02-02-2024	0	473	733
02-03-2024	0	452	732
02-04-2024	0	474	741
02-05-2024	2	439	678
02-06-2024	0	379	682
02-07-2024	0	485	685
02-08-2024	0	453	699
02-09-2024	0	508	725
02-10-2024	0	496	853
02-11-2024	0	518	930
02-12-2024	1	576	864
02-13-2024	0	468	847
02-14-2024	0	525	847
02-15-2024	0	524	853
02-16-2024	0	528	833
02-17-2024	0	511	841
02-18-2024	0	529	847
02-19-2024	0	588	856
02-20-2024	1	582	800
02-21-2024	0	637	823
02-22-2024	0	548	828
02-23-2024	0	720	823
02-24-2024	0	558	844
02-25-2024	0	708	874
02-26-2024	2	592	824
02-27-2024	0	615	826
02-28-2024	0	474	853
02-29-2024	0	788	847
<b>Min</b>	<b>0</b>	<b>379</b>	<b>678</b>
<b>Max</b>	<b>2</b>	<b>788</b>	<b>930</b>
<b>Average</b>	<b>0</b>	<b>538</b>	<b>803</b>

# Havelock Flow Data - February 2024



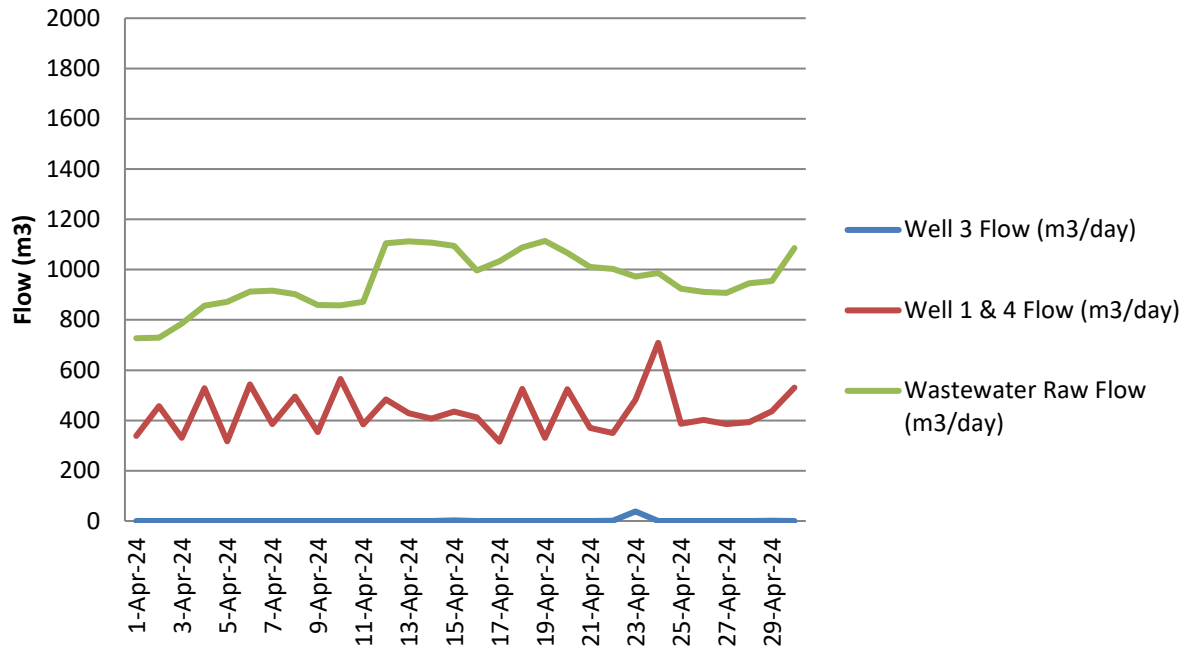
Date	Well 3 Flow (m <sup>3</sup> /day)	Well 1 & 4 Flow (m <sup>3</sup> /day)	Wastewater Raw Flow (m <sup>3</sup> /day)
03-01-2024	0	622	826
03-02-2024	0	654	878
03-03-2024	0	689	886
03-04-2024	4	544	801
03-05-2024	0	533	814
03-06-2024	0	584	820
03-07-2024	0	645	821
03-08-2024	0	539	811
03-09-2024	0	615	866
03-10-2024	0	589	895
03-11-2024	1	641	907
03-12-2024	0	608	867
03-13-2024	0	598	859
03-14-2024	0	626	824
03-15-2024	0	605	931
03-16-2024	0	601	940
03-17-2024	0	609	967
03-18-2024	0	631	975
03-19-2024	0	639	922
03-20-2024	0	659	919
03-21-2024	0	525	927
03-22-2024	0	631	906
03-23-2024	0	655	905
03-24-2024	0	657	911
03-25-2024	1	633	904
03-26-2024	0	636	842
03-27-2024	0	711	852
03-28-2024	0	630	862
03-29-2024	0	484	867
03-30-2024	0	356	874
03-31-2024	0	532	855
<b>Min</b>	<b>0</b>	<b>356</b>	<b>801</b>
<b>Max</b>	<b>4</b>	<b>711</b>	<b>975</b>
<b>Average</b>	<b>0</b>	<b>603</b>	<b>879</b>

## Havelock Flow Data - March 2024



Date	Well 3 Flow (m <sup>3</sup> /day)	Well 1 & 4 Flow (m <sup>3</sup> /day)	Wastewater Raw Flow (m <sup>3</sup> /day)
04-01-2024	0	339	727
04-02-2024	0	457	729
04-03-2024	0	331	785
04-04-2024	0	528	857
04-05-2024	0	317	872
04-06-2024	0	543	913
04-07-2024	0	386	916
04-08-2024	0	495	902
04-09-2024	0	354	859
04-10-2024	0	565	858
04-11-2024	0	385	872
04-12-2024	0	483	1,105
04-13-2024	0	429	1,112
04-14-2024	0	408	1,107
04-15-2024	2	435	1,094
04-16-2024	0	412	996
04-17-2024	0	315	1,033
04-18-2024	0	525	1,088
04-19-2024	0	331	1,114
04-20-2024	0	524	1,066
04-21-2024	0	371	1,011
04-22-2024	1	350	1,003
04-23-2024	38	482	972
04-24-2024	0	709	986
04-25-2024	0	386	924
04-26-2024	0	403	911
04-27-2024	0	386	907
04-28-2024	0	394	945
04-29-2024	1	436	955
04-30-2024	0	531	1,086
<b>Min</b>	<b>0</b>	<b>315</b>	<b>727</b>
<b>Max</b>	<b>38</b>	<b>709</b>	<b>1114</b>
<b>Average</b>	<b>1</b>	<b>434</b>	<b>957</b>

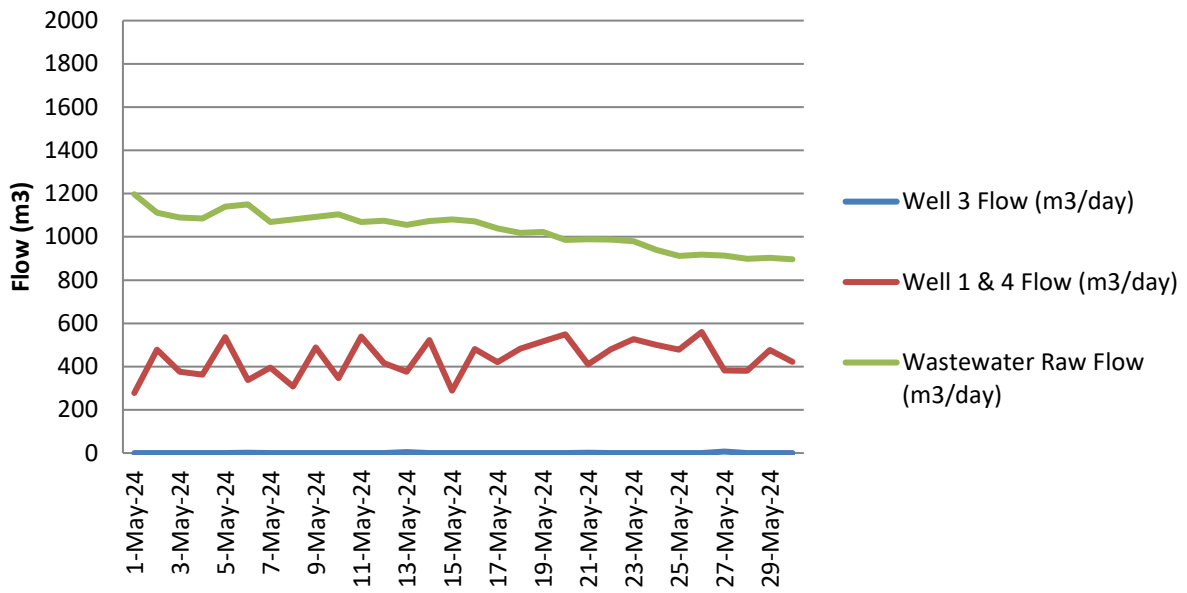
## Havelock Flow Data - April 2024





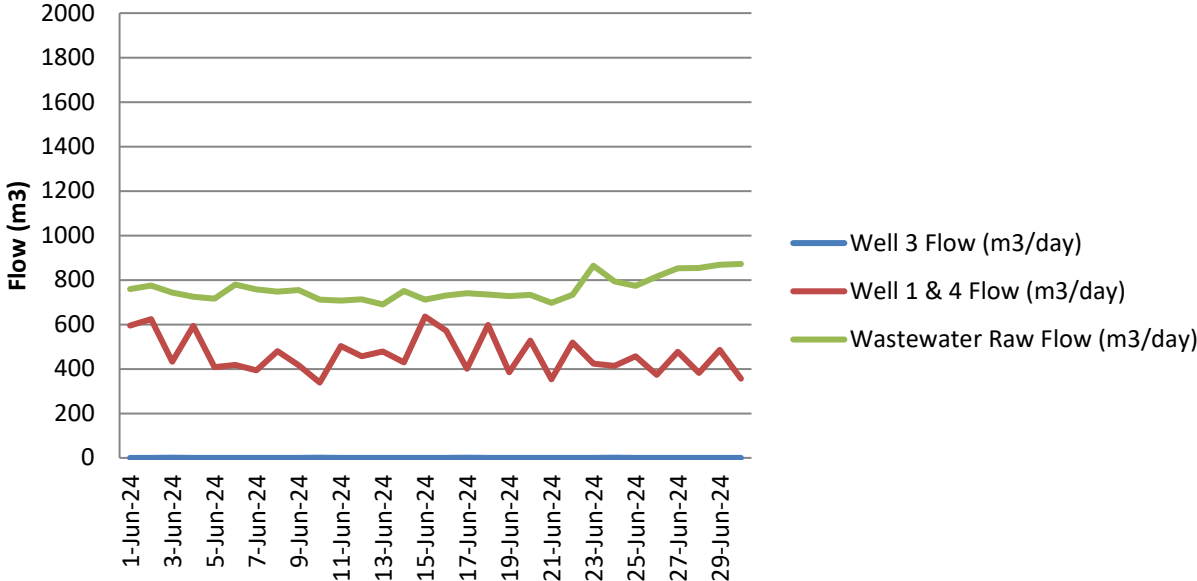
Date	Well 3 Flow (m <sup>3</sup> /day)	Well 1 & 4 Flow (m <sup>3</sup> /day)	Wastewater Raw Flow (m <sup>3</sup> /day)
05-01-2024	0	278	1197
05-02-2024	0	478	1111
05-03-2024	0	376	1089
05-04-2024	0	363	1085
05-05-2024	0	536	1139
05-06-2024	1	338	1150
05-07-2024	0	395	1068
05-08-2024	0	308	1081
05-09-2024	0	489	1093
05-10-2024	0	347	1104
05-11-2024	0	539	1069
05-12-2024	0	416	1074
05-13-2024	4	376	1056
05-14-2024	0	523	1073
05-15-2024	0	289	1080
05-16-2024	0	481	1071
05-17-2024	0	420	1039
05-18-2024	0	483	1019
05-19-2024	0	516	1022
05-20-2024	0	549	986
05-21-2024	1	410	989
05-22-2024	0	480	987
05-23-2024	0	527	980
05-24-2024	0	500	940
05-25-2024	0	478	911
05-26-2024	0	560	917
05-27-2024	7	382	913
05-28-2024	0	381	898
05-29-2024	0	476	903
05-30-2024	0	422	896
05-31-2024	0	561	879
<b>Min</b>	<b>0</b>	<b>278</b>	<b>896</b>
<b>Max</b>	<b>7</b>	<b>560</b>	<b>1197</b>
<b>Average</b>	<b>0</b>	<b>437</b>	<b>1031</b>

## Havelock Flow Data - May 2024



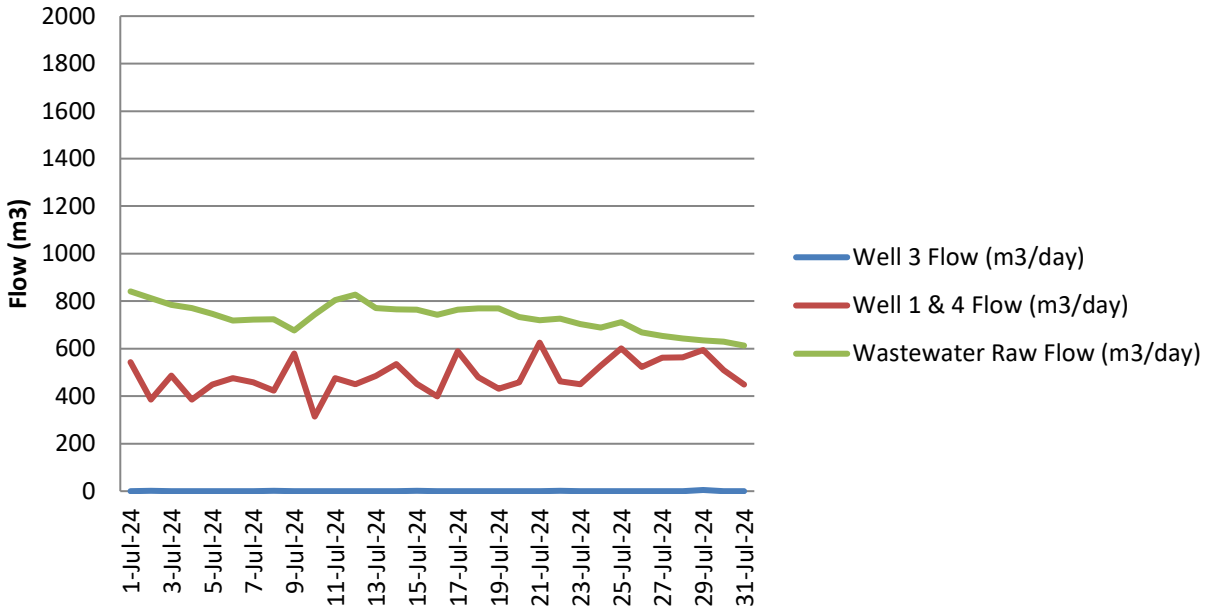
Date	Well 3 Flow (m <sup>3</sup> /day)	Well 1 & 4 Flow (m <sup>3</sup> /day)	Wastewater Raw Flow (m <sup>3</sup> /day)
06-01-2024	0	595	759
06-02-2024	0	623	775
06-03-2024	1	433	743
06-04-2024	0	594	724
06-05-2024	0	408	716
06-06-2024	0	418	779
06-07-2024	0	393	758
06-08-2024	0	481	748
06-09-2024	0	417	755
06-10-2024	1	339	711
06-11-2024	0	503	708
06-12-2024	0	457	713
06-13-2024	0	478	690
06-14-2024	0	430	750
06-15-2024	0	636	712
06-16-2024	0	572	731
06-17-2024	1	400	741
06-18-2024	0	598	734
06-19-2024	0	384	728
06-20-2024	0	527	733
06-21-2024	0	353	697
06-22-2024	0	519	733
06-23-2024	0	424	864
06-24-2024	1	414	793
06-25-2024	0	457	774
06-26-2024	0	373	815
06-27-2024	0	478	852
06-28-2024	0	383	854
06-29-2024	0	486	869
06-30-2024	0	356	872
<b>Min</b>	<b>0</b>	<b>339</b>	<b>690</b>
<b>Max</b>	<b>1</b>	<b>636</b>	<b>872</b>
<b>Average</b>	<b>0</b>	<b>464</b>	<b>761</b>

# Havelock Flow Data - June 2024



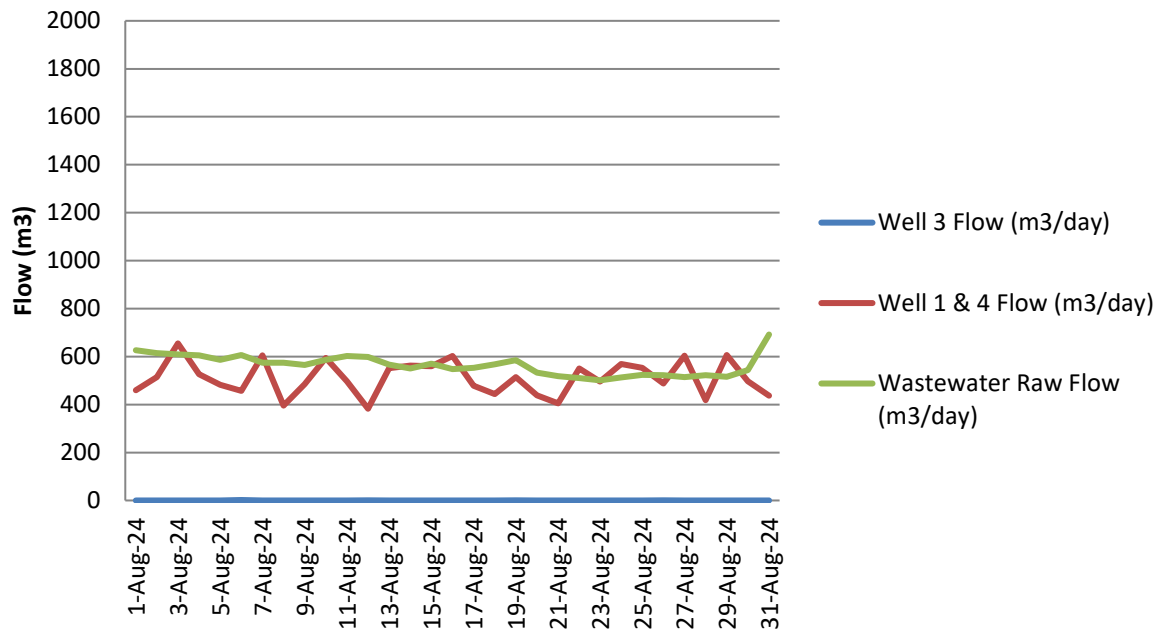
Date	Well 3 Flow (m <sup>3</sup> /day)	Well 1 & 4 Flow (m <sup>3</sup> /day)	Wastewater Raw Flow (m <sup>3</sup> /day)
07-01-2024	0	543	841
07-02-2024	1	386	812
07-03-2024	0	486	785
07-04-2024	0	386	771
07-05-2024	0	449	746
07-06-2024	0	476	718
07-07-2024	0	458	722
07-08-2024	1	423	724
07-09-2024	0	580	676
07-10-2024	0	314	744
07-11-2024	0	476	805
07-12-2024	0	451	827
07-13-2024	0	486	771
07-14-2024	0	535	765
07-15-2024	1	451	764
07-16-2024	0	399	742
07-17-2024	0	589	764
07-18-2024	0	479	770
07-19-2024	0	432	769
07-20-2024	0	458	733
07-21-2024	0	625	720
07-22-2024	1	462	726
07-23-2024	0	450	704
07-24-2024	0	529	689
07-25-2024	0	601	711
07-26-2024	0	524	669
07-27-2024	0	562	654
07-28-2024	0	564	643
07-29-2024	5	594	635
07-30-2024	0	509	630
07-31-2024	0	449	613
<b>Min</b>	<b>0</b>	<b>314</b>	<b>613</b>
<b>Max</b>	<b>5</b>	<b>625</b>	<b>841</b>
<b>Average</b>	<b>0</b>	<b>488</b>	<b>730</b>

## Havelock Flow Data - July 2024



Date	Well 3 Flow (m <sup>3</sup> /day)	Well 1 & 4 Flow (m <sup>3</sup> /day)	Wastewater Raw Flow (m <sup>3</sup> /day)
08-01-2024	0	460	626
08-02-2024	0	514	615
08-03-2024	0	655	609
08-04-2024	0	527	605
08-05-2024	0	483	586
08-06-2024	2	457	607
08-07-2024	0	605	575
08-08-2024	0	396	575
08-09-2024	0	485	565
08-10-2024	0	594	586
08-11-2024	0	497	603
08-12-2024	1	383	598
08-13-2024	0	552	567
08-14-2024	0	562	550
08-15-2024	0	560	571
08-16-2024	0	603	548
08-17-2024	0	478	553
08-18-2024	0	443	568
08-19-2024	1	514	585
08-20-2024	0	439	533
08-21-2024	0	404	519
08-22-2024	0	550	510
08-23-2024	0	496	501
08-24-2024	0	569	513
08-25-2024	0	553	524
08-26-2024	1	488	523
08-27-2024	0	604	514
08-28-2024	0	418	523
08-29-2024	0	607	516
08-30-2024	0	497	544
08-31-2024	0	437	692
<b>Min</b>	<b>0</b>	<b>383</b>	<b>501</b>
<b>Max</b>	<b>2</b>	<b>655</b>	<b>692</b>
<b>Average</b>	<b>0</b>	<b>511</b>	<b>565</b>

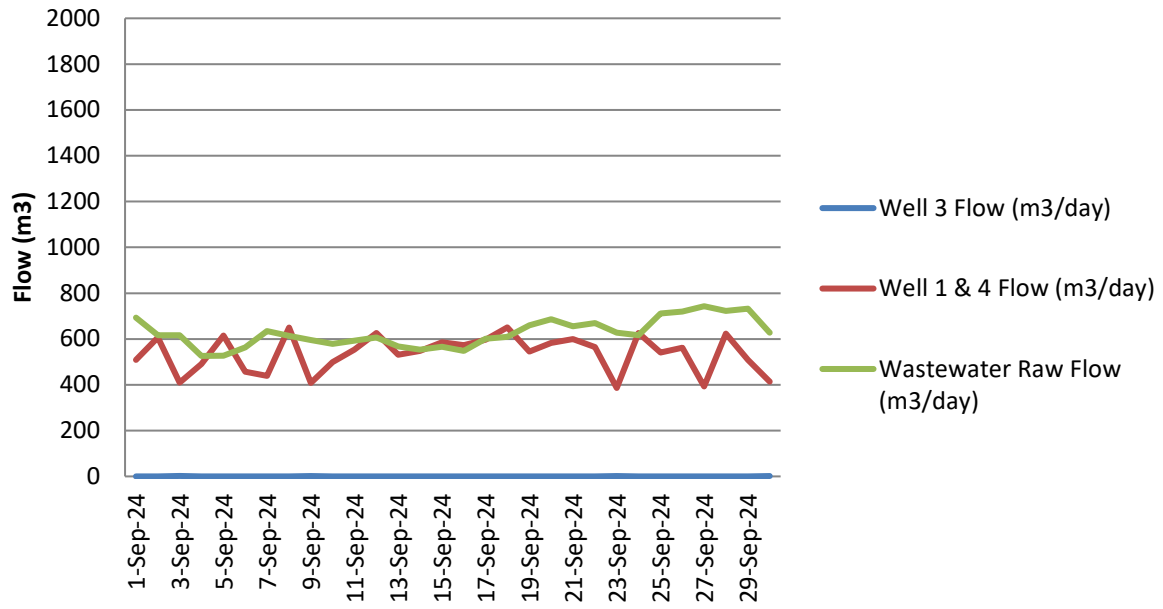
## Havelock Flow Data - August 2024





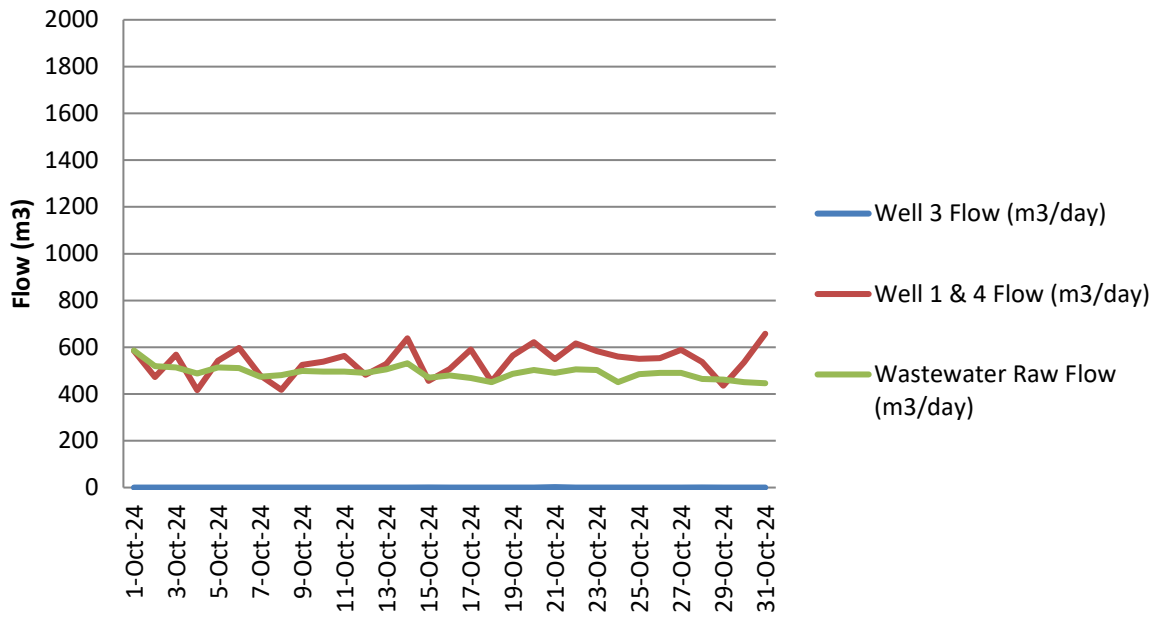
Date	Well 3 Flow (m <sup>3</sup> /day)	Well 1 & 4 Flow (m <sup>3</sup> /day)	Wastewater Raw Flow (m <sup>3</sup> /day)
09-01-2024	0	508	693
09-02-2024	0	606	616
09-03-2024	2	410	617
09-04-2024	0	491	526
09-05-2024	0	614	527
09-06-2024	0	457	563
09-07-2024	0	439	635
09-08-2024	0	650	614
09-09-2024	1	408	596
09-10-2024	0	499	579
09-11-2024	0	553	592
09-12-2024	0	627	607
09-13-2024	0	531	567
09-14-2024	0	548	554
09-15-2024	0	586	566
09-16-2024	0	573	548
09-17-2024	0	596	601
09-18-2024	0	651	609
09-19-2024	0	545	659
09-20-2024	0	583	686
09-21-2024	0	599	656
09-22-2024	0	565	669
09-23-2024	1	386	627
09-24-2024	0	627	617
09-25-2024	0	540	712
09-26-2024	0	562	720
09-27-2024	0	392	743
09-28-2024	0	623	723
09-29-2024	0	509	732
09-30-2024	1	414	628
<b>Min</b>	<b>0</b>	<b>386</b>	<b>526</b>
<b>Max</b>	<b>2</b>	<b>651</b>	<b>743</b>
<b>Average</b>	<b>0</b>	<b>536</b>	<b>626</b>

## Havelock Flow Data - September 2024



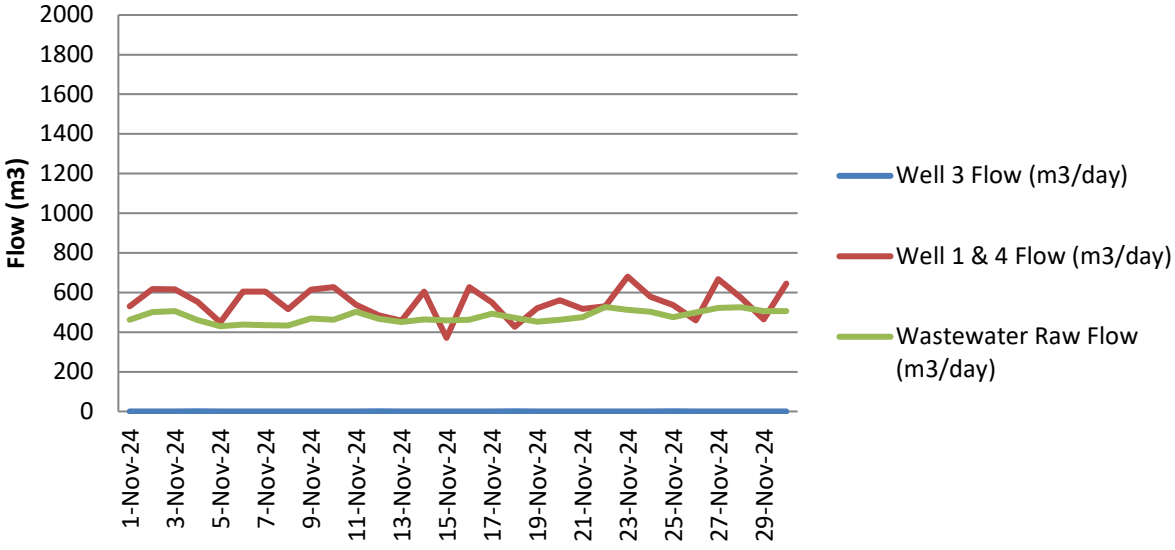
Date	Well 3 Flow (m <sup>3</sup> /day)	Well 1 & 4 Flow (m <sup>3</sup> /day)	Wastewater Raw Flow (m <sup>3</sup> /day)
10-01-2024	0	585	586
10-02-2024	0	473	519
10-03-2024	0	568	513
10-04-2024	0	417	487
10-05-2024	0	542	514
10-06-2024	0	597	511
10-07-2024	0	480	474
10-08-2024	0	418	481
10-09-2024	0	524	499
10-10-2024	0	538	496
10-11-2024	0	563	496
10-12-2024	0	482	491
10-13-2024	0	529	506
10-14-2024	0	638	531
10-15-2024	1	456	470
10-16-2024	0	506	480
10-17-2024	0	590	469
10-18-2024	0	454	451
10-19-2024	0	565	486
10-20-2024	0	622	503
10-21-2024	2	549	490
10-22-2024	0	616	506
10-23-2024	0	583	502
10-24-2024	0	560	451
10-25-2024	0	551	485
10-26-2024	0	553	490
10-27-2024	0	589	490
10-28-2024	1	537	465
10-29-2024	0	435	462
10-30-2024	0	536	451
10-31-2024	0	658	446
<b>Min</b>	<b>0</b>	<b>417</b>	<b>446</b>
<b>Max</b>	<b>2</b>	<b>658</b>	<b>586</b>
<b>Average</b>	<b>0</b>	<b>539</b>	<b>490</b>

## Havelock Flow Data - October 2024



Date	Well 3 Flow (m <sup>3</sup> /day)	Well 1 & 4 Flow (m <sup>3</sup> /day)	Wastewater Raw Flow (m <sup>3</sup> /day)
11-01-2024	0	531	463
11-02-2024	0	618	502
11-03-2024	0	616	506
11-04-2024	1	553	461
11-05-2024	0	450	430
11-06-2024	0	604	439
11-07-2024	0	605	435
11-08-2024	0	516	433
11-09-2024	0	614	469
11-10-2024	0	627	463
11-11-2024	0	538	503
11-12-2024	1	486	468
11-13-2024	0	458	451
11-14-2024	0	604	465
11-15-2024	0	371	460
11-16-2024	0	627	463
11-17-2024	0	549	494
11-18-2024	1	427	472
11-19-2024	0	521	453
11-20-2024	0	561	462
11-21-2024	0	518	476
11-22-2024	0	531	527
11-23-2024	0	680	512
11-24-2024	0	579	503
11-25-2024	1	537	475
11-26-2024	0	459	499
11-27-2024	0	668	523
11-28-2024	0	574	525
11-29-2024	0	464	507
11-30-2024	0	645	506
<b>Min</b>	<b>0</b>	<b>371</b>	<b>430</b>
<b>Max</b>	<b>1</b>	<b>680</b>	<b>527</b>
<b>Average</b>	<b>0</b>	<b>551</b>	<b>478</b>

# Havelock Flow Data - November 2024



Date	Well 3 Flow (m <sup>3</sup> /day)	Well 1 & 4 Flow (m <sup>3</sup> /day)	Wastewater Raw Flow (m <sup>3</sup> /day)
12-01-2024	0	548	525
12-02-2024	1	414	492
12-03-2024	0	522	465
12-04-2024	0	539	484
12-05-2024	0	413	476
12-06-2024	0	575	478
12-07-2024	0	626	510
12-08-2024	0	597	518
12-09-2024	1	506	498
12-10-2024	0	581	497
12-11-2024	0	564	543
12-12-2024	0	523	518
12-13-2024	0	453	523
12-14-2024	0	675	520
12-15-2024	0	579	528
12-16-2024	2	437	500
12-17-2024	0	626	656
12-18-2024	0	515	653
12-19-2024	0	507	615
12-20-2024	0	433	610
12-21-2024	0	713	614
12-22-2024	0	582	631
12-23-2024	0	513	590
12-24-2024	0	618	607
12-25-2024	0	553	589
12-26-2024	0	597	602
12-27-2024	0	561	600
12-28-2024	0	515	588
12-29-2024	0	481	628
12-30-2024	4	614	805
12-31-2024	0	560	813
<b>Min</b>	<b>0</b>	<b>413</b>	<b>465</b>
<b>Max</b>	<b>4</b>	<b>713</b>	<b>813</b>
<b>Average</b>	<b>0</b>	<b>546</b>	<b>570</b>

## Havelock Flow Data - December 2024

